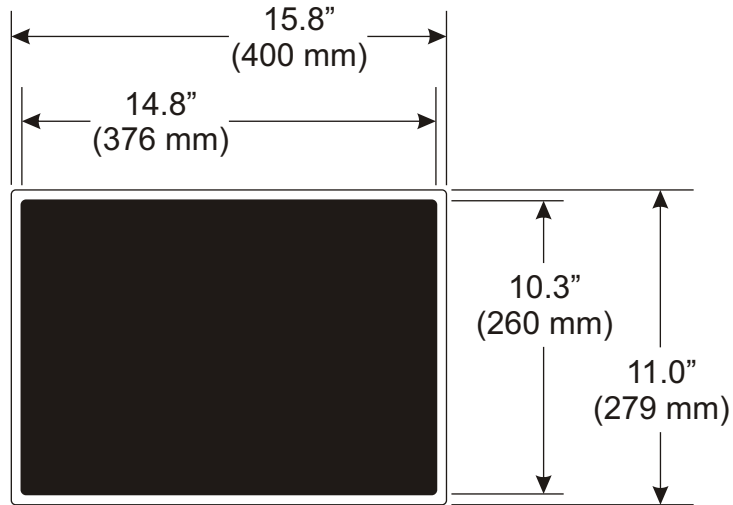
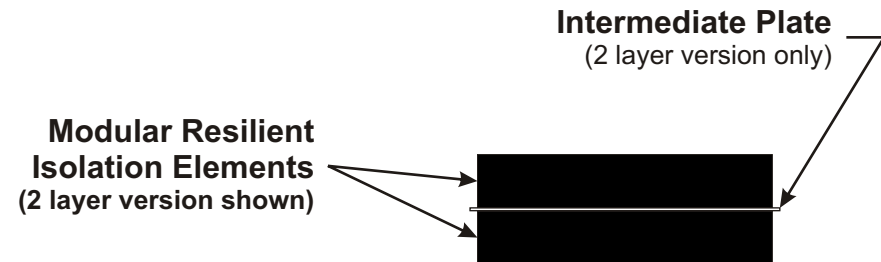
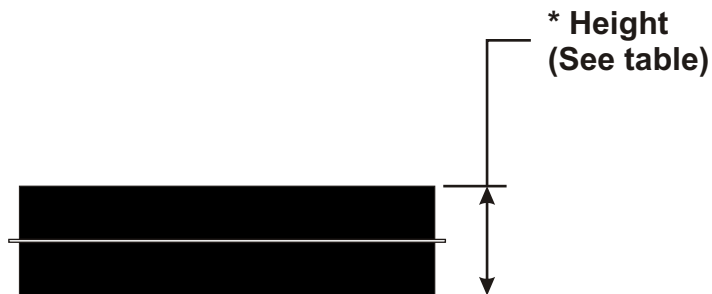


16MXRM ISOLATION ELEMENT SPECIFICATION SHEET



Isolator Data		
Model Number	Loaded Heights ($\pm 0.1"$ 3mm)	
	Inch	mm
16MXRM471	1.7	43
16MXRM621	1.4	35
16MXRM472	3.5	89
16MXRM622	2.9	73

Note: Isolator data subject to change without notice.



SS-16 MXRM 2011.04